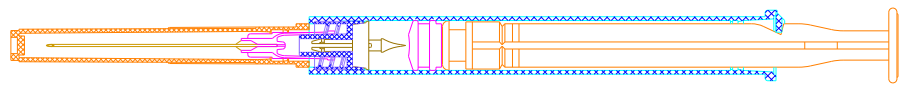
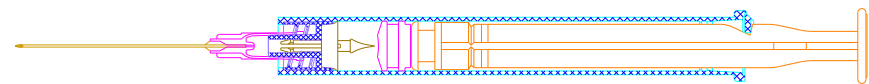


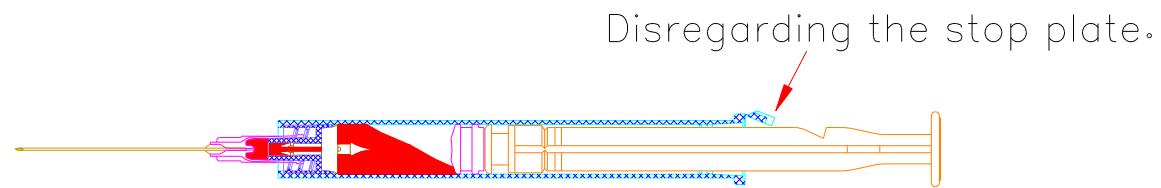
### Instructions for Use of Eversincere Safety Syringe With Needle




1. To tear the pouch and take the syringe out.



2. To remove the needle cap.



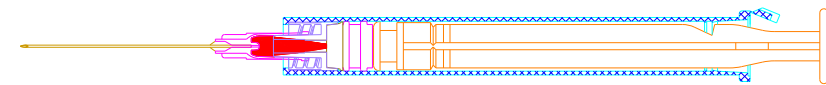
3. To draw the medication into the syringe,  
while disregard the stop plate.



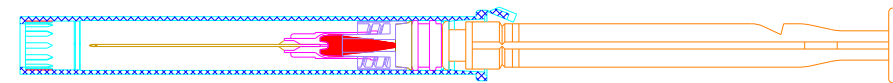
4. To draw the medication into the syringe,  
till the plunger stop to the barrel first stop position.



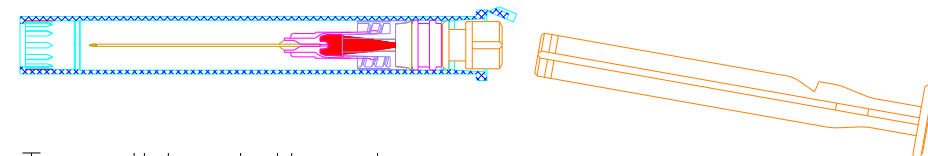
5. To press the plunger and vented the air in the barrel.



6. To press the plunger,  
till the piston to the bottom of the barrel.



7. To pull back the plunger,  
till the plunger stop to the barrel second stop position.



8. To pull back the plunger,  
and Dispose of the assembly in an  
acceptable sharps container.